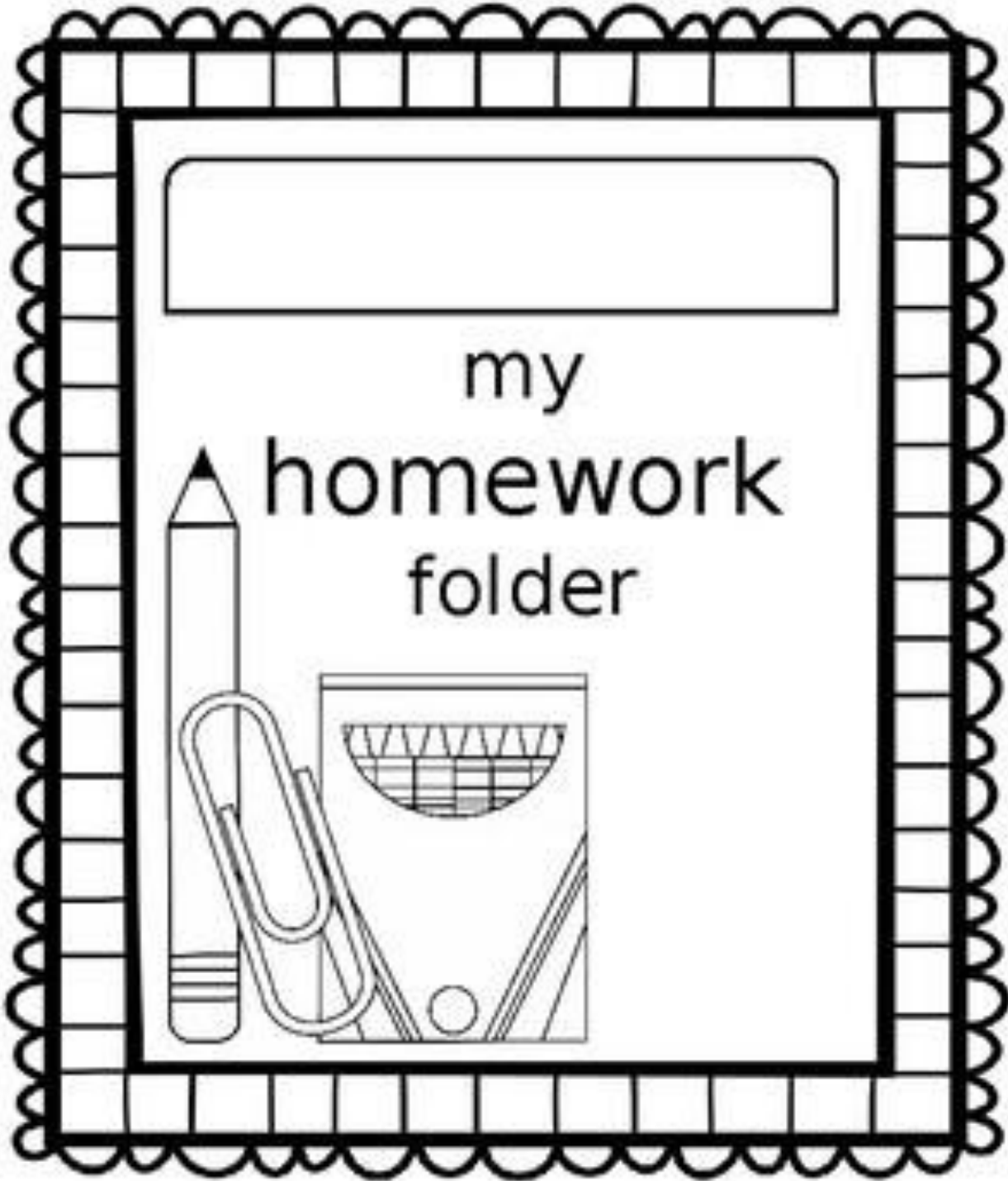




**DR. VIRENDRA SWARUP PUBLIC SCHOOL, KALYANPUR**

**SESSION: 2022-23**

**Class I**



Dear Students

Summer is the time to relax, be productive and get ahead. As important as it is to rest and enjoy, it is equally necessary to continue to learn. To utilize this time in the most constructive way we have compiled a set of sheets and some activities to keep you engaged in learning activities during the summer vacation.

### **POINTS TO NOTE:**

- The holiday homework in all subjects will be marked out of 10. No marks will be given in case the holiday homework is not submitted.
- Get the printout of all the sheets and complete the work.
- All the sheets should be well labelled.
- The work should be neatly done under the supervision of parents.
- The work in different subjects should be handed over to the concerned subject teacher latest by 8<sup>th</sup> July 2022.
- All the subject related projects should be sent to school in a folder.

### **TAKE TIME OUT:**

- Practise speaking simple sentences in English.
- Reading is one of the best summer activities. Spending an hour everyday helps to improve reading skills, to gain knowledge and improve vocabulary.
- To improve writing skills, engage yourself in writing atleast one page in cursive daily.
- To come close to the nature spend some time in gardening. Plant different types of herbs, shurbs or trees.
- Help your elders in small household chores.

### **HAVE AN ENJOYABLE SUMMER BREAK!**



## Summer Project Work

### English

Read and learn any short moral story. Paste the picture of that story on a colorful A4 sheet. Write the different words you come across while reading the story on that sheet.


### Mathematics

Create a big paper envelope of black chart paper; decorate it by making a robot on it using colorful cuttings of different shapes. In addition, mention the number of each shape used to make the robot at the bottom of that envelope.

### EVS

#### Best out of waste 3-D Model of your favourite transport

Create a 3-D Model of your favourite transport using waste material (old newspapers, matchboxes, ice-cream sticks, bottles, bottle caps etc.). Count the number of shapes used and write on a sheet of paper. Also, write few lines about that transport on a colorful A4 sheet.



### Hindi

Paste the pictures of any four places visited during summer vacations on an A4 size sheet and write five lines on the same on a comment sheet.

## Computer

Draw any one computer part of your choice on an art sheet and color it. Write the name and uses of the part drawn.

## GK

Learn the given current affairs sheet

## Art and Craft

Attempt the following:

1. Page no. 39 – Ladybird (Paper tearing and pasting activity)
2. Page no. 40 – Tree (Craft)

**Note: Revise the work done in all the subjects till date.**

## PROJECT

### Art Integrated Learning Project Work

1. **Subjects Integrated – Art and Craft, EVS, English**
2. **Nature of the activity – Individual**
3. **Type of Activity – Visual**
4. **Procedure – Prepare a tribal mask using cardboard / handmade paper. Draw expressions; take colorful sheets, cut and paste. Decorate it using paint colors/ decorative material with your imagination. A sample is being shared:**



Cardboard Tribal Mask



**DR. VIRENDRA SWARUP PUBLIC SCHOOL, KALYANPUR**

**SESSION: 2022-23**

**WORKSHEET**

Subject: English

Date:

Class:

Name:

Roll No.:

A. Write the definition of 'Naming Words'.

---

---

B. Circle the naming words in each sentence.

- I. Hockey is my favourite sport.
- II. My father is sitting on a chair.
- III. The crow is sitting on a tree.
- IV. The children ride a bus to the zoo.
- V. The shop has many toys and clothes.

C. Color the boxes that have Special Names.

ULY	SANTA CLAUS	KITCHEN	INDIA	STATION
CLOCK	PENCIL	GANGA	DRIVER	GREEN PARK
DELHI	TABLE	GRASS	TUESDAY	MOTHER
FOOT	JIYA	RAVE 3	HOLI	AMUL

D. Give four rhyming words for each.

- I. Tall \_\_\_\_\_
- II. Ride \_\_\_\_\_
- III. Cook \_\_\_\_\_
- IV. Day \_\_\_\_\_

E. Make sentences using the pair of words given below.

- I. \_\_\_\_\_ (read, books)
- II. \_\_\_\_\_ (Sunday, holiday)
- III. \_\_\_\_\_ (Sun, East)
- IV. \_\_\_\_\_ (brush, teeth)

F. Write a special name for each common name.

Common Name	Special Name
Restaurant	_____
Park	_____
Girl	_____
Teacher	_____
School	_____
	_____ iver

G. Write five lines on 'Aeroplane'.

---

---

---

---

---



**DR. VIRENDRA SWARUP PUBLIC SCHOOL, KALYANPUR**

**SESSION: 2022-23**

**WORKSHEET**

Subject: Maths

Date:



Class: 1

Name:

Roll No.:

**A. Roll and Add:**

Roll two dice, write the numbers and add them up.

$\bigcirc + \bigcirc = \bigcirc$	$\bigcirc + \bigcirc = \bigcirc$
$\bigcirc + \bigcirc = \bigcirc$	$\bigcirc + \bigcirc = \bigcirc$
	$\bigcirc + \bigcirc = \bigcirc$
	$\bigcirc + \bigcirc = \bigcirc$
	$\bigcirc + \bigcirc = \bigcirc$
	$\bigcirc + \bigcirc = \bigcirc$

**B. Put the correct symbol [ <, =, > ]:**

$8 - 4 \bigcirc 5 + 0$

$9 + 0 \bigcirc 8 + 0$

$7 - 7 \bigcirc 4 - 4$

$10 + 1 \bigcirc 10 - 1$

$8 - 4 \bigcirc 5 + 0$

$9 + 0 \bigcirc 8 + 0$

C. Find the missing addend:

$8 + \underline{\quad} = 11$

$9 + \underline{\quad} = 12$

$5 + \underline{\quad} = 10$

$7 + \underline{\quad} = 8$

D. Subtract the number:

$5 - 1 = \underline{\quad}$

$9 - 3 = \underline{\quad}$

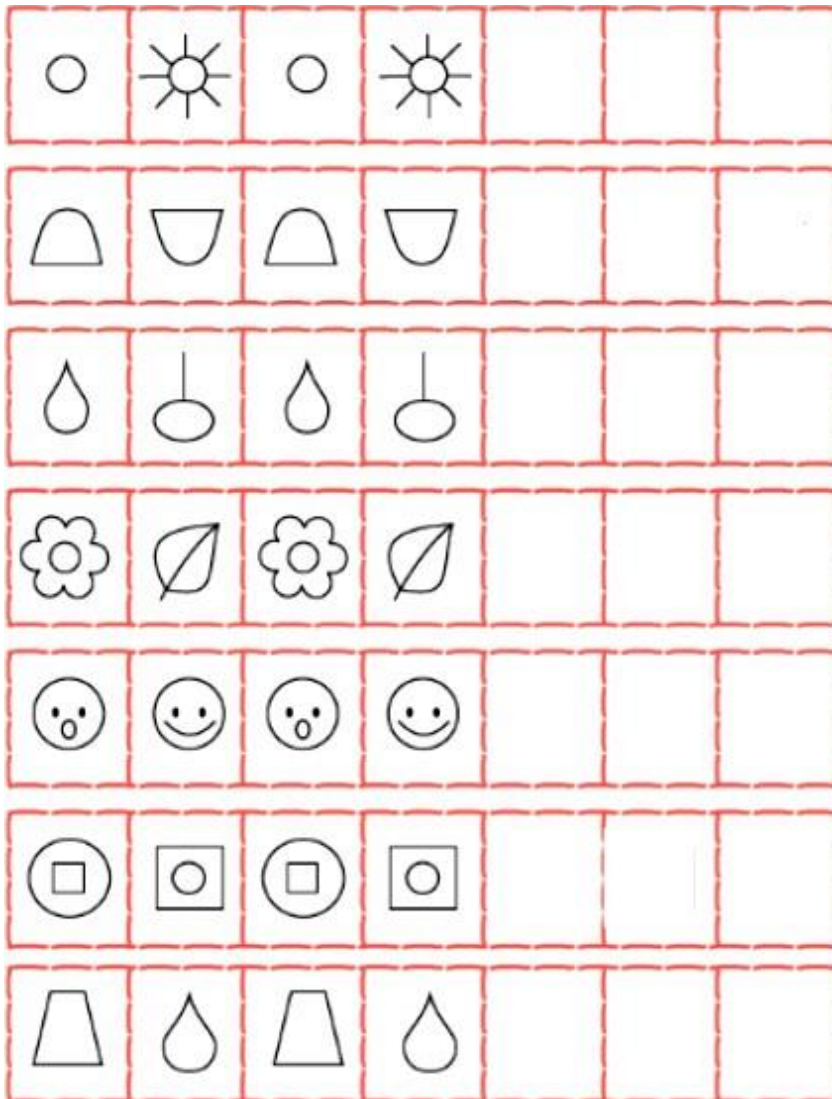
$8 - 4 = \underline{\quad}$

$6 - 3 = \underline{\quad}$

$7 - 7 = \underline{\quad}$

$8 - 7 = \underline{\quad}$

E. Complete the given pattern:







**DR. VIRENDRA SWARUP PUBLIC SCHOOL, KALYANPUR**

**SESSION: 2022-23**

**WORKSHEET**

Subject: EVS

Date:

Class: 1

Name: \_\_\_\_\_

Roll No.: \_\_\_\_\_

**Q1. Rearrange the letters to find the names of body parts.**

A. dahn \_\_\_\_\_ C. seon \_\_\_\_\_ E. cenk \_\_\_\_\_

B. yese \_\_\_\_\_ D. raes \_\_\_\_\_ F. egls \_\_\_\_\_

**Q2. Use red colour to circle the objects that you can taste, blue colour to circle the objects that you can hear and yellow colour for the objects that you can smell.**



**Q3. Write the names of any two things which are**

A. Sweet to taste \_\_\_\_\_, \_\_\_\_\_



B. Good in smell \_\_\_\_\_, \_\_\_\_\_

C. Soft to touch \_\_\_\_\_, \_\_\_\_\_

D. Bitter in taste \_\_\_\_\_, \_\_\_\_\_

E. Bad smell \_\_\_\_\_, \_\_\_\_\_

Q4. Tick (✓) the pictures that show good habit.





**DR. VIRENDRA SWARUP PUBLIC SCHOOL, KALYANPUR**

**SESSION: 2022-23**

**WORKSHEET**

**Subject: HINDI**

Date:

Class: 1

Name:

Roll No.:

1) दिए गए वर्णों की सहायता से शब्द बनाइए-

म क च

रा क म

जा वा द र

उ हा प र

न न य

2) शब्दों को सही जगह पर रखकर वाक्य बनाइए-

- लाल कुरता है राम का

- जाता हूँ मैं विद्यालय

- करो जल्दी उठा सुबह

- कुत्ता हैं रहा भौंक

### 3) खाली जगह भरिए-

- सप्ताह में \_\_\_\_\_ दिन होते हैं।
- रविवार को \_\_\_\_\_ भी कहते हैं।
- फरवरी में \_\_\_\_\_ दिन होते हैं।
- एक दिन में \_\_\_\_\_ घंटे होते हैं।
- शुक्रवार के बाद \_\_\_\_\_ आता है।
- साल का आखिरी महीना \_\_\_\_\_ होता है।

### कहानी को पढ़कर प्रश्नों के उत्तर दीजिए।

मीना गर्मी की छुट्टियों में अपनी नानी के गांव गई। नानी के गांव में चारों ओर बहुत हरियाली थी। गांव के पास में एक नदी भी थी। एक दिन मीना नानी के साथ गांव की सैर पर निकली। मीना ने गांव के हरे-भरे खेत देखे, नीम के पेड़ पर झूला झूला, बहुत सारे आम खाये। नदी में नाव से सैर भी की। मीना को नानी के गांव में बहुत मजा आया।



- मीना गर्मी की छुट्टियों में कहां घूमने गई थी ?

---

---

- मीना ने नानी के गांव में क्या- क्या किया ?

---

---

---

- क्या आपने भी किसी गांव की सैर की है ? आपने गांव में क्या- क्या देखा लिखिये।

---

---

---

---



**DR. VIRENDRA SWARUP PUBLIC SCHOOL, KALYANPUR**

**SESSION: 2022-23**

**WORKSHEET**

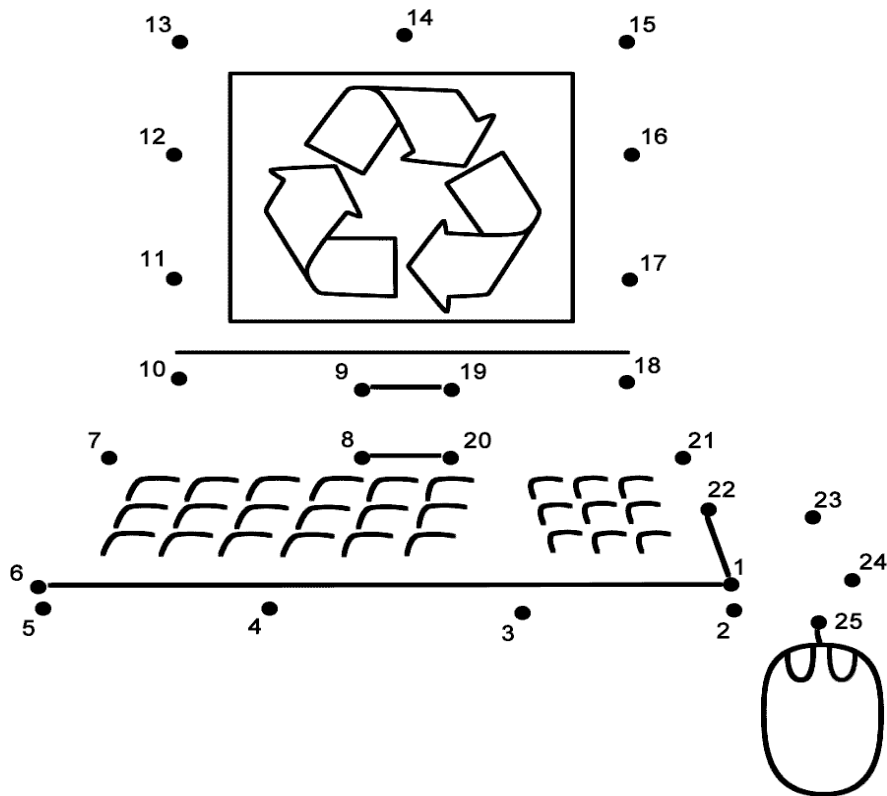
**Subject: Computer**

Date:  
Name:

Class: 1  
Roll No.:

A.

Join the dots and colour the picture :



B.

Look at the pictures carefully and encircle only the machines.

1.



2.



3.



4.



5.



6.



7.



8.



C. Tick the machine used to.

1.wash clothes.



( )



( )



( )

2.sharpen a pencil.



( )



( )



( )

3..

C. Trim our nails.



( )



( )



( )

D. Fill in the blanks. Choose words from the box.

easy      computer      desktop      mistakes






1.Machines make our work \_\_\_\_\_.

2.A \_\_\_\_\_ is a smart machine.






3.A computer does not make \_\_\_\_\_.

4.A \_\_\_\_\_ is a computer we keep on a table.

E. Write the first letter of the name of each picture. What do you get?

1.     

( ) ( ) ( ) ( ) ( )

2.     

( ) ( ) ( ) ( ) ( )

F. Fill in the blanks with the uses of a Computer.



I solve \_\_\_\_\_ for you.

I show you \_\_\_\_\_.


I \_\_\_\_\_ pictures for you.

I play \_\_\_\_\_ for you.

I play \_\_\_\_\_ with you.

I \_\_\_\_\_ and \_\_\_\_\_ messages for you.

G. Complete the crossword with the help of pictures given below.



M S

J Y C K

T

S N R B

E A

M D

R



H.

# Computer Parts

Look at the pictures, complete the crossword and find out the secret word.

The crossword puzzle grid is composed of black and white squares. The numbers and their starting positions are as follows:

- 1: Down, 3 squares (top square is empty)
- 2: Across, 7 squares (top square is empty)
- 3: Down, 3 squares (top square is empty)
- 4: Down, 7 squares (top square is empty)
- 5: Down, 5 squares (top square is empty)

Surrounding icons include a keyboard, a monitor, a mouse, a printer, headphones, and RAM modules.



**DR. VIRENDRA SWARUP PUBLIC SCHOOL, KALYANPUR**

**SESSION: 2022-23**

**WORKSHEET**

Subject: GK

Date:

Class:

Name:

Roll No.:

A. Write the opposite for:

East - \_\_\_\_\_

Wet - \_\_\_\_\_

Near - \_\_\_\_\_

Heavy - \_\_\_\_\_

Before - \_\_\_\_\_

Left - \_\_\_\_\_

Inside - \_\_\_\_\_

Hot - \_\_\_\_\_

B. Find the following months in the grid below:

a. June

b. July

c. May

d. December

e. August

A	S	D	F	G	D	H	A	K
Q	W	E	R	T	E	Y	U	I
G	H	J	K	L	C	Z	G	X
T	Q	J	U	N	E	T	U	C
Y	A	U	Y	U	M	V	S	V
U	Z	L	H	P	B	S	T	B
M	A	Y	N	W	E	Q	F	N
I	X	G	L	G	R	O	F	M
O	F	T	O	H	S	N	R	Z

C. Find the odd one among the four words and circle it:

1. cat, dog, cow, lion.
2. parrot, sparrow, bear , peacock.
3. pen, pencil, cycle, scale.
4. carrot, apple, orange, peach.
5. laptop, mouse, cat, keyboard.
6. bowl, note, spoon, plate.
7. tea, coffee, pizza, milk.

D. Tick(√) the things a good student should do and cross(X) the others:

- |  |         |
|--|---------|
| I. Obey your teachers.                   | (     ) |
| II. Fight with your classmates.          | (     ) |
| III. Talk while the teacher is teaching. | (     ) |
| IV. Do your work neatly.                 | (     ) |
| V. Share your things.                    | (     ) |
| VI. Wear clean uniform.                  | (     ) |
| VII. Throw bits of paper on the floor.   | (     ) |
| VIII. Complete your homework in time.    | (     ) |

E. Do the given exercise based on road safety.

### ROAD SAFETY


1. Complete with the words in the box.

helmet	sign	this	right	stop	bike
see	light	careful	red	When	can't


Always be \_\_\_\_\_ when you ride a \_\_\_\_\_ in the town. Always wear a \_\_\_\_\_!

 When you see this \_\_\_\_\_, turn left.

\_\_\_\_\_ you see this sign, turn 

 When you \_\_\_\_\_ this sign, you \_\_\_\_\_ go.

When you see \_\_\_\_\_ sign, stop. 

 When the \_\_\_\_\_ is green, go.

When the light is \_\_\_\_\_, 



2. Match the signs to their meaning.

- Turn left.



- Turn right.



- You can't go.



- Stop.



- Go.



- Stop.